

Overview - Public Entities Quarterly Reporting

Approved receipts

37,5

26,9%

Approved spending

28,0

23,7%

Surplus/(deficit)

9,5

- ☐ R billion
- ☒ R million
- ☐ R thousand

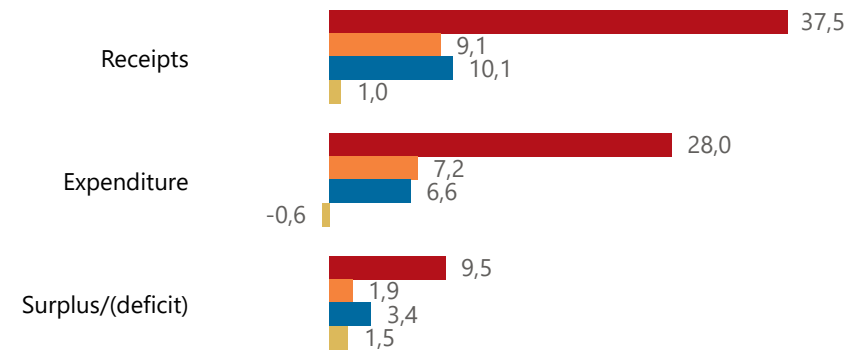


national treasury

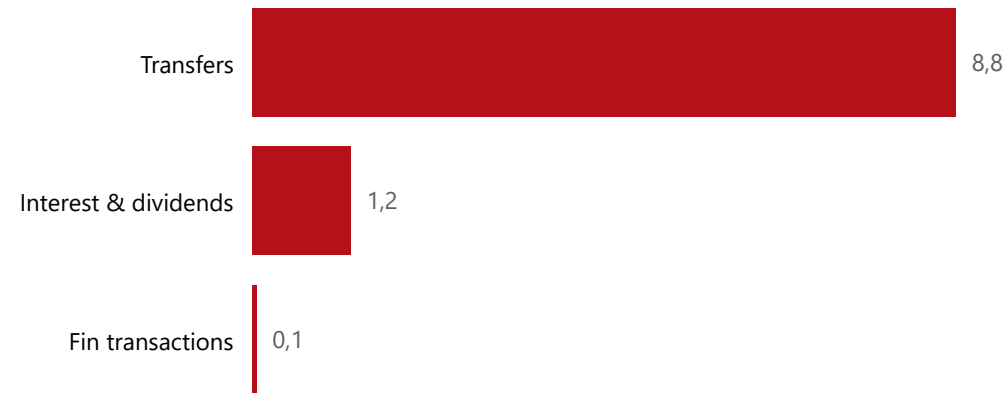
Department:
National Treasury
REPUBLIC OF SOUTH AFRICA

Consolidation

● Approved ● Forecast ● YTD ● Variance



Composition of receipts



Quarter

1

Cluster

All

Department

Sport, Arts and Culture

Entity

Nelson Mandela National Museum

Composition of spending



Functional grouping



Spending by PFMA schedule



Public Entities Receipts

Approved sales of G&S

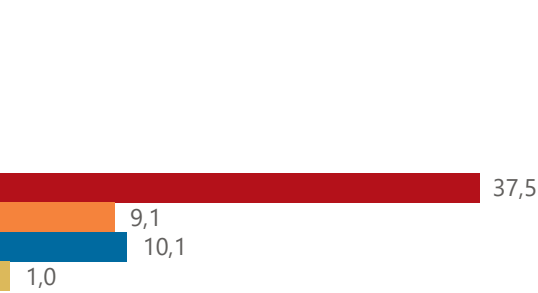
(Blank) (Blank)

Approved transfers

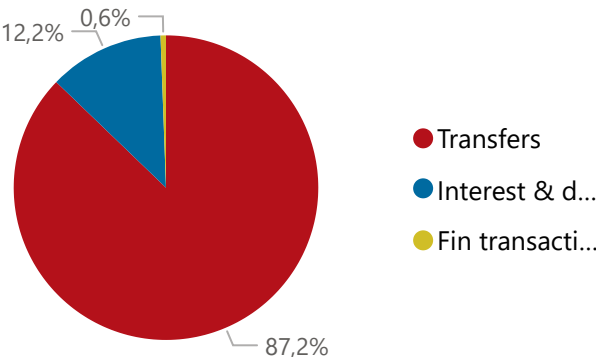
35,1 25,0%

Actual vs Forecast

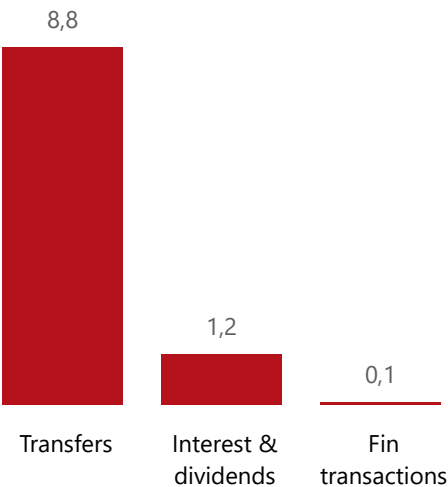
● Approved ● Forecast ● YTD ● Variance



Composition of receipts



Top 5 Receipts



Quarter

1

Cluster

All

Department

Sport, Arts and Culture

Entity

Nelson Mandela National Museum

Top 5 Transfers



Departme... transfers

Receipts

Level 3	Approved	YTD	% YTD
Transfers	35,1	8,8	87,2%
Interest & dividends	0,5	1,2	12,2%
Fin transactions	1,9	0,1	0,6%
Total	37,5	10,1	100,0%

Top 10 Entities

Nelson Mandela National Museum



10,1



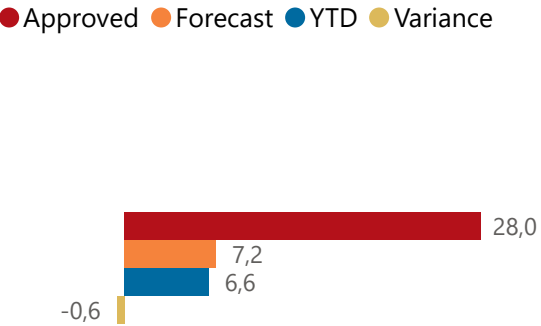
national treasury
Department:
National Treasury
REPUBLIC OF SOUTH AFRICA

○ R billion
● R million
○ R thousand

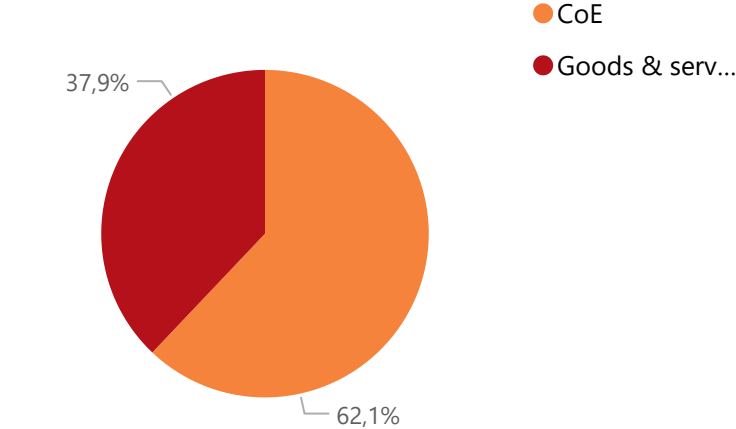
Public Entities Spending

Approved CoE	Approved G&S	Approved transfers
17,523,6%	10,524,0%	75,026,9%

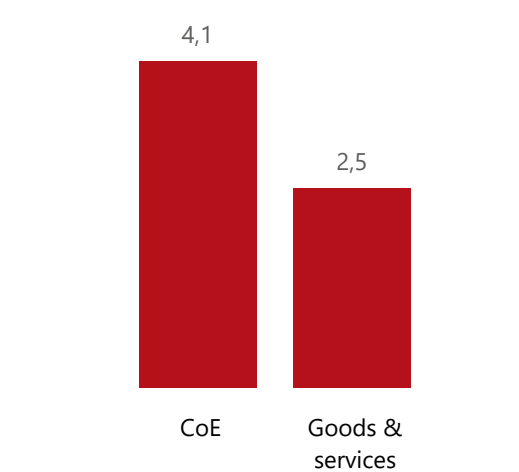
Actual vs Forecast



Composition of spending



Top 5 Goods & services



Capital assets

Spending

Level 3	Approved	YTD	% YTD
⊕ CoE	17,5	4,1	62,1%
⊕ Goods & services	10,5	2,5	37,9%
Total	28,0	6,6	100,0%

Top 10 Entities



national treasury
Department:
National Treasury
REPUBLIC OF SOUTH AFRICA

- R billion
- R million
- R thousand

Quarter

1

Cluster

All

Department

Sport, Arts and Culture

Entity

Nelson Mandela National Museum